

i401 CO₂ LASER DATA SHEET

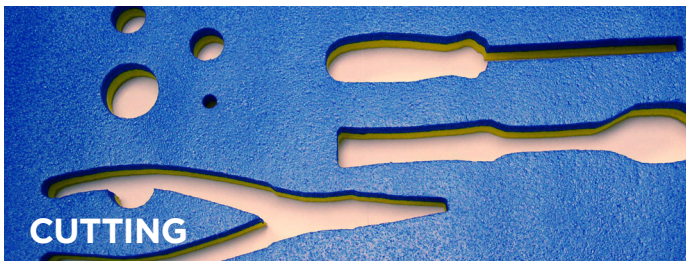
ROBUST, RELIABLE LASER WITH MORE THAN 400 WATTS OF AVERAGE POWER FOR HIGH SPEED CUTTING AND DRILLING

The i401 has excellent power and stability that provide consistently high quality results at even the most demanding speeds. With zero contact to the target material, the i401 is the perfect solution for high-speed cutting applications. Surface deformation commonly associated with mechanical cutting systems are eliminated.

RECOMMENDED APPLICATIONS



400 Watts of continuous output power drives faster throughput for higher production yields. Excellent divergence stability minimizes HAZ for clean, polished edges cuts.



Avoid deformation caused by mechanical processes: the i401 provides a non-contact, fully digital solution that allows customized results on even the most challenging materials.



Excellent power stability and 400 Watts of average laser power delivers the precision and throughput speed required for high speed label kiss cutting.



ENGINEERED WITH EXCELLENT POWER AND DIVERGENCE STABILITY FOR DEMANDING INDUSTRIAL APPLICATIONS

- 400 Watts of average power for faster throughput and higher yields across a variety of target materials
- Internal beam conditioning delivers near perfect circular output in both near and far fields, ensuring a focused spot size with high power density for greater detail and faster processing speeds
- Highly reliable RF modules ensure maximum uptime and are field replaceable for improved serviceability
- Real-time performance monitoring reduces unplanned downtime with onboard advanced diagnostics that are Industry 4.0 ready

i401 CO2 LASER SPECIFICATIONS

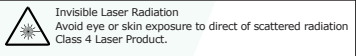
Output Specifications		
Wavelength	10.2 μm	10.6 μm
Output Power ¹	> 400 W	
Power Stability (typical, after 3 min.)	± 5%	
Power Stability (cold start) ²	± 7%	
Beam Quality (M ²)	< 1.2	
Beam Diameter ³	6.7 mm ± 0.7 mm	
Divergence (full angle)	2.5 mrad ± 0.3 mrad	
Ellipticity	< 1.2	
Polarization	Linear (45°)	
Rise Time	< 100 μs	
Operating Frequency	0 - 100 kHz	
Power Supply		
DC Voltage Input	48 VDC	
Maximum Current	125 A	
Cooling		
Maximum Heat Load	6000 W	
Coolant Temperature	18 - 22° C (water)	
Minimum Flow Rate	4.0 GPM, < 60 PSI (water)	
Environmental		
Operating Ambient Temperatures	15 - 40° C	
Maximum Humidity	95%, non-condensing	
Physical		
Dimensions (LxWxH) mm (inches)	1227 x 208 x 300 (48.3 x 8.2 x 11.8)	
Weight kg (lbs.)	59.0 kg (130 lbs.)	

1 - Power level guaranteed for 1 year from date of shipment, regardless of operation hours, within recommended coolant flow rate and temperature range.

2 - Measured from cold start as $\pm(P_{max} - P_{min}) / (P_{max} + P_{min})$

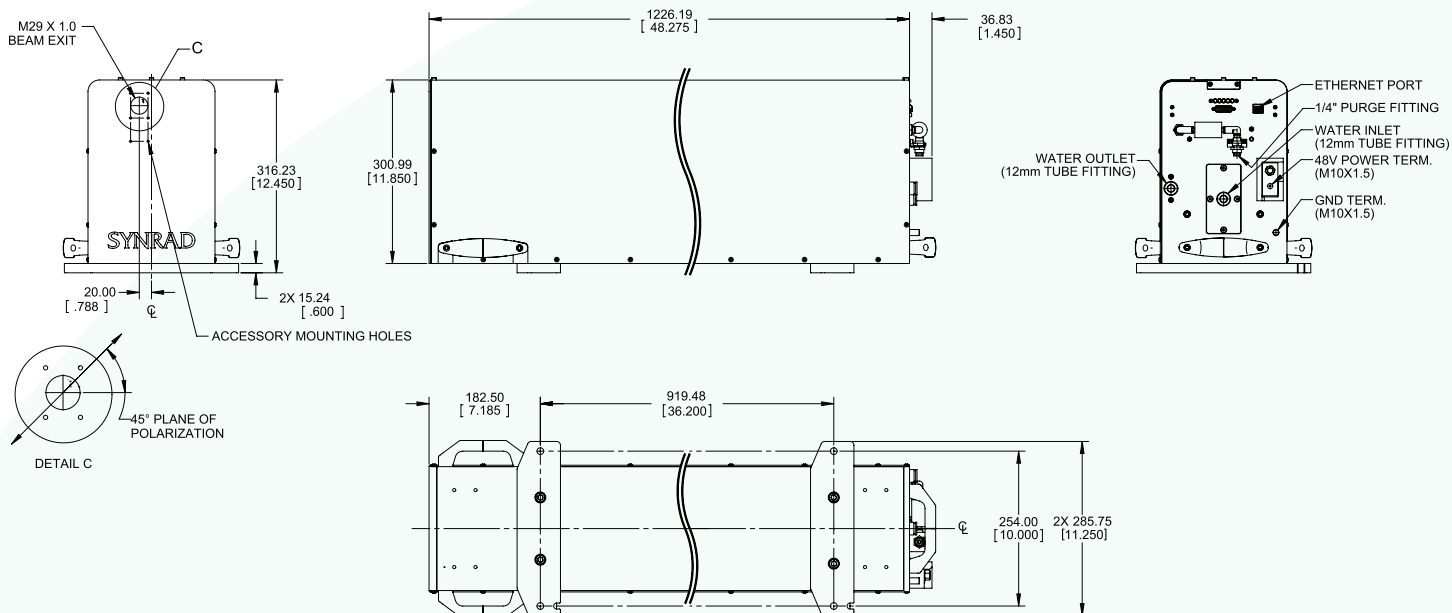
3 - Measured 1/e² diameter at laser output.

Please see the manual for the full list of specifications and associated measurement conditions.



i401 CO₂ LASER - OUTLINE & MOUNTING ILLUSTRATIONS

Dimensions are in mm (inches)



CONTACT US

Americas, Asia Pacific
Novanta Headquarters
Bedford, USA
P +1-781-266-5700

Photonics@Novanta.com

Europe, Middle East, Africa
Novanta Europe GmbH
Wackersdorf, Germany
P +49 9431 7984-0

Milan, Italy
P +39-039-793-710

Photonics@Novanta.com

China
Novanta Sales & Service Office
Shenzhen, China
P +86-755-8280-5395

Suzhou, China
P +86-512-6283-7080

Photonics.China@Novanta.com

Japan
Novanta Service & Sales Office
Tokyo, Japan
P +81-3-5753-2460

Photonics.Japan@Novanta.com